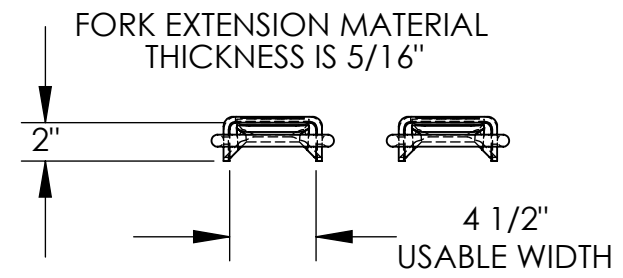
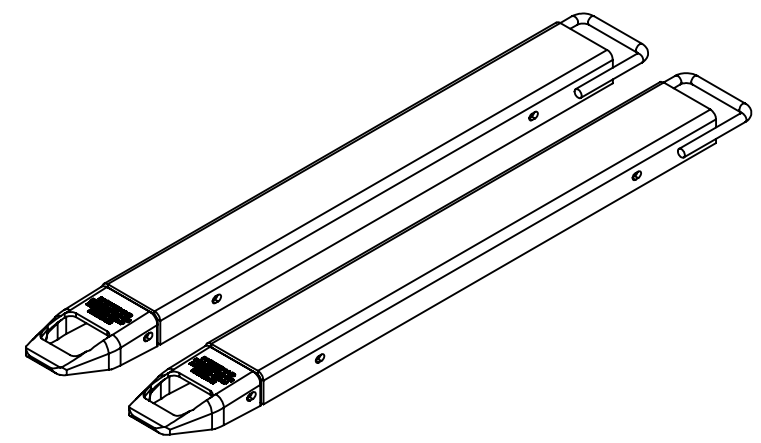
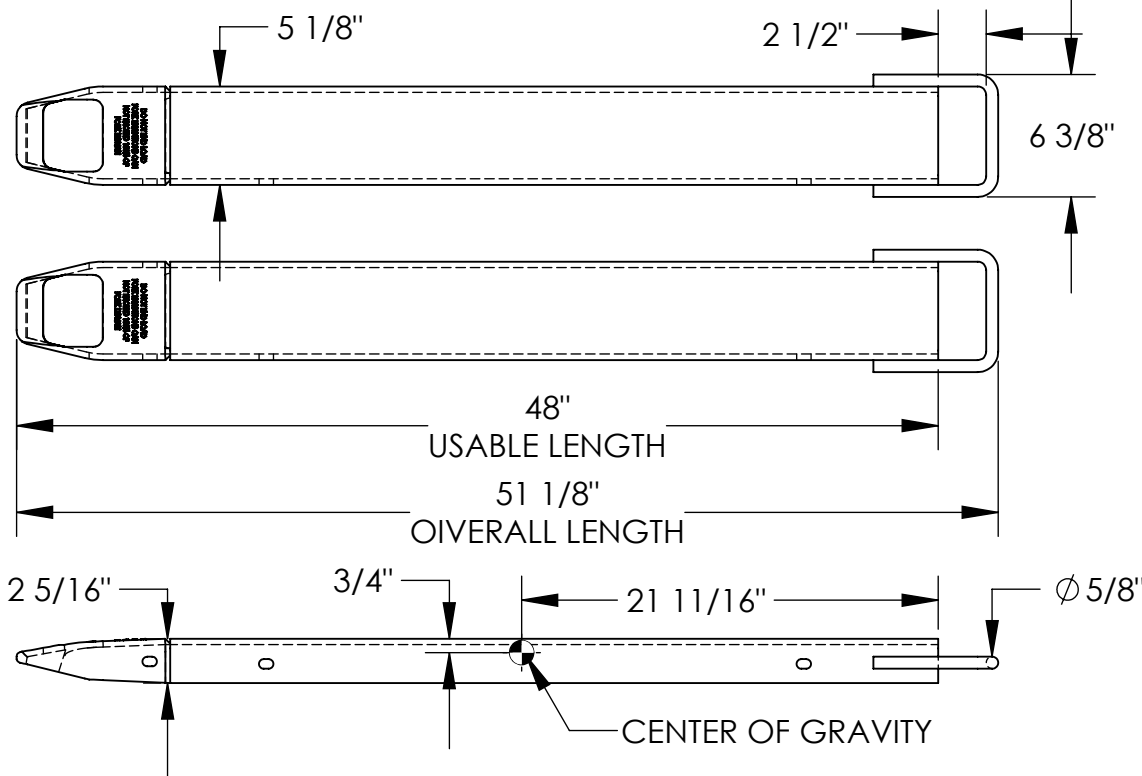


FORK EXTENSIONS - FE-4-48

APPROX WEIGHT: 73.54 lbs.
DOES NOT INCLUDE WEIGHT OF POWER OR PACKAGING!!!

*** ANY ADDITIONS, DELETIONS, OR OMISSIONS MUST BE CORRECTED ON THIS DRAWING AS THIS DRAWING WILL BE CONSIDERED ALL INCLUSIVE ***

ALL GRAPHICS PROVIDED ARE FOR REFERENCE ONLY. IF CERTAIN DIMENSIONS ARE CRITICAL PLEASE VERIFY THOSE DIMENSIONS WITH YOUR SALESPERSON



STANDARD FEATURES

- MODEL NUMBER: FE-4-48
- FORK EXTENSION WIDTH: 5 1/8"
- OVERALL WIDTH W/ LOOP: 6 3/8"
- USABLE WIDTH: 4 1/2"
- OVERALL LENGTH: 51 1/8"
- USABLE LENGTH: 48"
- FITS 4" WIDE x 2" MAX. THICKNESS FORK
- SOLID STEEL CONSTRUCTION
- TOUGH BAKED IN POWDER COATED YELLOW FINISH
- APPROX. WEIGHT / LOST LOAD = 73.54 LBS. PER PAIR
- MINIMUM EFFECTIVE THICKNESS = LESS THAN 1"
- CAPACITY = 4,000 # PER PAIR, EVENLY DISTRIBUTED
- FORK EXTENSIONS DO NOT INCREASE THE LOAD CENTER OF EXISTING FORK TRUCK.
- NEVER EXCEED LOAD CENTER RATING PER FORK TRUCK MANUFACTURER'S GUIDELINES.
- DO NOT USE THESE FORK EXTENSIONS IF LOAD WILL EXCEED FORK TRUCK MANUFACTURER'S LOAD CENTER RATING.
- FORK EXTENSIONS MUST NOT EXCEED 150% ORIGINAL FORK LENGTH.

SPECIAL FEATURES

NONE

DIMENSION TOLERANCE ± 1/4"

APPROVAL

I, THE UNDERSIGNED, AGREE THAT THE PRODUCT AS REPRESENTED SATISFIES DESIGN AND DIMENSION REQUIREMENTS. I ALSO ACKNOWLEDGE MY DUTY TO CONFIRM PRODUCT AND INSTALLATION COMPLIANCE WITH ALL APPLICABLE FEDERAL, STATE AND LOCAL REGULATIONS AND STANDARDS.

UNITS REQUIRING APPROVAL DRAWINGS OR MODIFIED ARE NON-RETURNABLE

As drawn As marked

Signed: _____ Date: _____

Printed Name: _____

LEAD TIME WILL START UPON RECEIPT OF SIGNED APPROVAL DRAWING

DISTRIBUTOR'S NAME:		P.O.#
VESTIL MANUFACTURING		X
DRAWN BY: Q.WESTFALL		W.O.#
DATE: 9/19/06		X
REFERENCE: X	SCALE: 1:10	SALES: X
QUOTED LEAD TIME: X	QUOTE #	FILE NAME:
	X	08-007-096